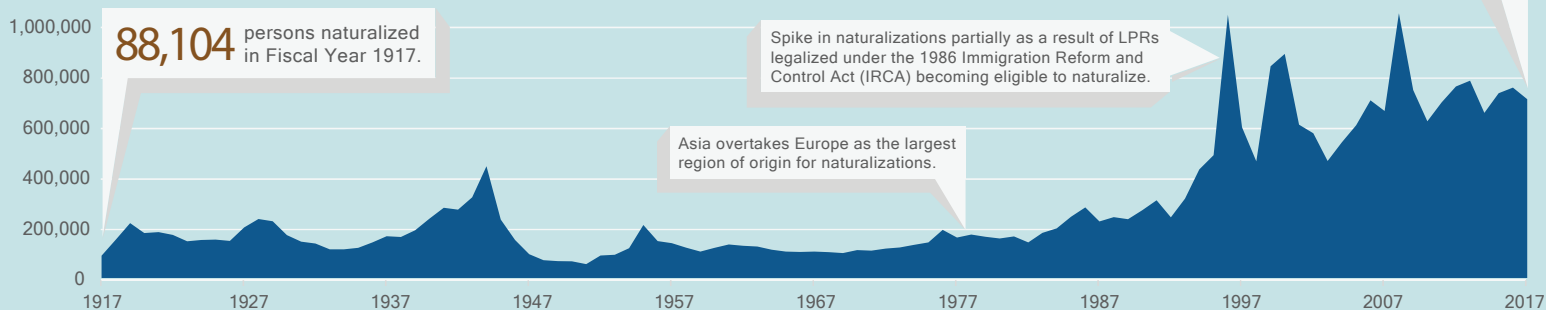


# The U.S. Immigration System

## 2017 Naturalizations

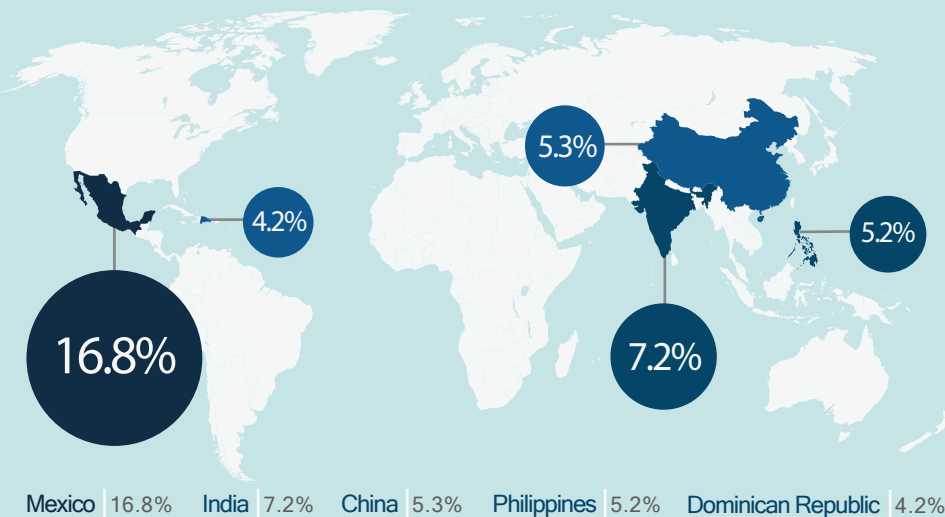
The naturalization process confers U.S. citizenship upon foreign citizens or nationals who have fulfilled the requirements established by the Immigration and Nationality Act (INA). After naturalization, foreign-born citizens enjoy nearly all of the same benefits, rights, and responsibilities that the Constitution protects for native-born U.S. citizens, including the right to vote. This graphic provides information for adults ages 18 and up who naturalized in Fiscal Year 2017; the graphic does not include information on persons under the age of 18 who derived citizenship from the naturalization of a parent.

### NATURALIZATIONS OVER TIME




**707,265** persons naturalized in Fiscal Year 2017.

### TOP 5 COUNTRIES OF BIRTH



**56%** of persons naturalized in 2017 were female and **44%** were male.



### TIME TO NATURALIZATION

Persons naturalizing in Fiscal Year 2017 spent a median of

**8 Years**

in lawful permanent resident (LPR) status before becoming citizens.

Median years in LPR status for persons naturalized in Fiscal Year 2017 was:



### TOP 5 STATES OF RESIDENCE

