

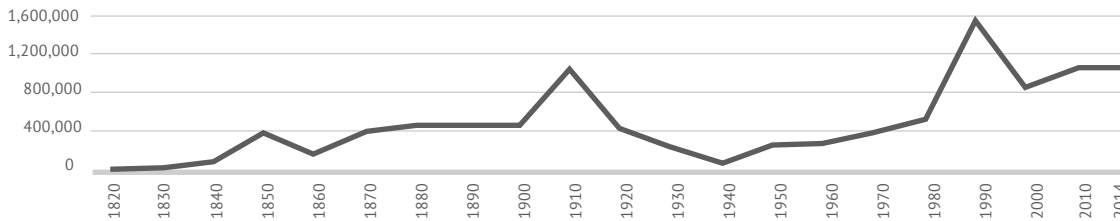
The U.S. Immigration System

BY THE NUMBERS

2015 Lawful Permanent Residents

A lawful permanent resident (LPR) or “green card” recipient is defined by immigration law as a person who has been granted lawful permanent residence in the United States. Lawful permanent residents may live and work permanently anywhere in the United States; own property; attend public schools, colleges, and universities; join the U.S. Armed Forces; and apply to become a U.S. citizen after meeting certain eligibility requirements. This graphic provides information on those who received LPR status in Fiscal Year 2015.

LPRs OVER TIME

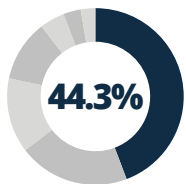


2015 LPR TOTAL

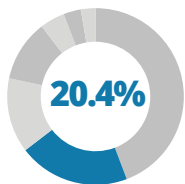
There were
1,051,031
new lawful permanent
residents in Fiscal Year 2015.

LPRs BY CATEGORY OF ADMISSION

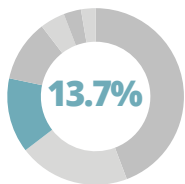
Immediate Relatives of U.S. Citizens



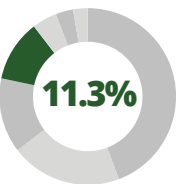
Family-Sponsored Preferences



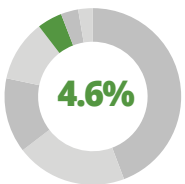
Employment-Based Preferences



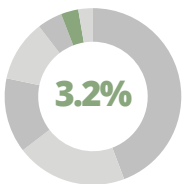
Refugees



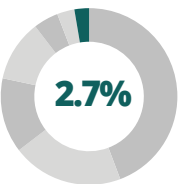
Diversity



Asylees



Other



The Diversity Immigrant Visa Program is available to nationals of countries with historically low rates of immigration. Visas are distributed by lottery. To enter the diversity visa lottery, an individual (or their spouse or parent) must have been born in an eligible country and must have a high school degree or its equivalent or a certain level of work experience. Winners must clear criminal and security background checks before receiving a visa. Diversity visas are limited to 50,000 per year, and the per-country limit was 3,500 in 2015.

LPRs BY REGION OF LAST RESIDENCE & TOP CATEGORIES OF ADMISSION

Asia | 38.6%



Immediate Relatives of U.S. Citizens | 36.5%

Family-Sponsored Preferences | 21.1%

Employment-Based Preferences | 20.6%

Europe | 8.6%



Immediate Relatives of U.S. Citizens | 50.0%

Employment-Based Preferences | 24.2%

Diversity | 12.8%

North America | 35.1%



Immediate Relatives of U.S. Citizens | 49.0%

Family-Sponsored Preferences | 26.6%

Refugees | 13.1%

South America | 6.7%



Immediate Relatives of U.S. Citizens | 61.6%

Family-Sponsored Preferences | 19.8%

Employment-Based Preferences | 12.2%

Africa | 9.4%



Immediate Relatives of U.S. Citizens | 41.0%

Diversity | 19.2%

Refugees | 15.7%

15,479 refugees from Africa adjusted to LPR status.

Oceania | 0.6%



Immediate Relatives of U.S. Citizens | 49.7%

Employment-Based Preferences | 25.8%

Diversity | 12.7%



United States Department of Homeland Security | Office of Immigration Statistics

For additional information, please see the 2015 Yearbook of Immigration Statistics and 2015 Lawful Permanent Residents Flow Report at www.dhs.gov/immigration-statistics