

The U.S. Immigration System

BY THE NUMBERS

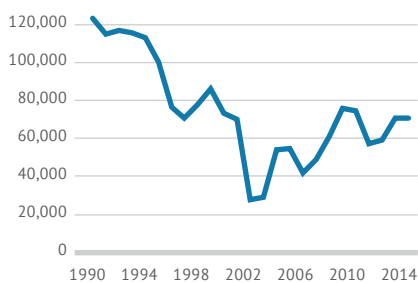
2014 Refugees & Asylees

The United States provides refuge to persons who have been persecuted or have a well-founded fear of persecution through two programs: a refugee program for persons outside the United States and an asylum program for persons in the United States and their immediate relatives. This infographic provides information on persons admitted as refugees or granted asylum in the United States in Fiscal Year 2014.

Refugees

2014 TOTALS

Refugee admissions to the United States:

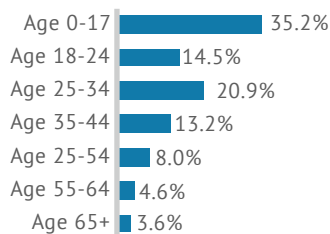


69,975

persons were admitted to the United States as refugees in Fiscal Year 2014.

REFUGEE ARRIVALS BY AGE

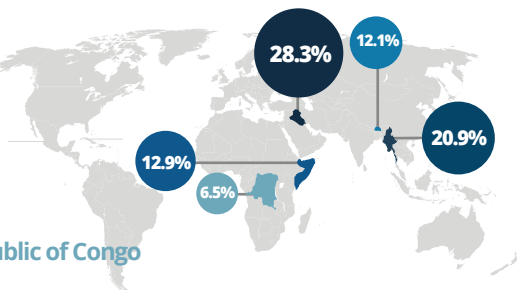
In 2014 the median age of refugees arriving in the United States was **24 years**; in contrast, the median age of the overall population was **37 years**.



TOP COUNTRIES OF NATIONALITY

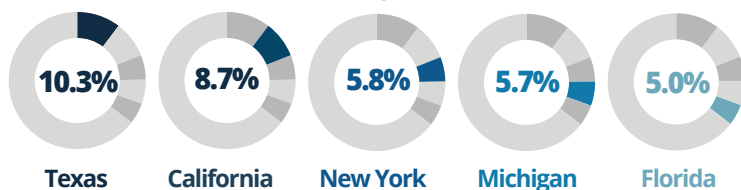
Refugee admissions represented over 50 countries, including:

- Iraq**
19,769 | 28.3%
- Burma**
14,598 | 20.9%
- Somalia**
9,000 | 12.9%
- Bhutan**
8,434 | 12.1%
- Democratic Republic of Congo**
4,540 | 6.5%



TOP STATES OF INITIAL RESETTLEMENT

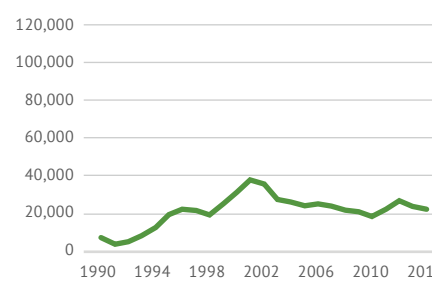
In 2014, 36% of all admitted refugees were resettled in 5 states:



Asylees

2014 TOTALS¹

Asylum grants in the United States:



23,533

individuals were granted asylum in Fiscal Year 2014.

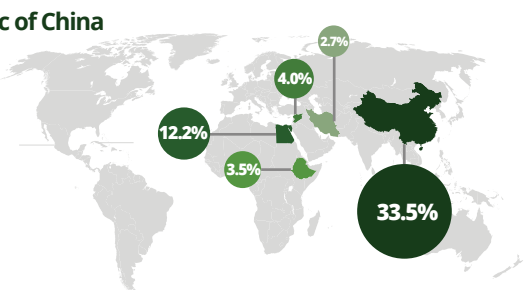
WAYS OF OBTAINING ASYLUM

- 1** Affirmatively through U.S. Citizenship and Immigration Services (USCIS).
- 2** Defensively before an immigration judge of the Executive Office for Immigration Review (EOIR) of the Department of Justice.
- 3** Through derivative asylum status as the spouse or child of an asylee.

TOP COUNTRIES OF NATIONALITY¹

Asylum grants represented over 80 countries, including:

- People's Republic of China**
7,880 | 33.5%
- Egypt**
2,879 | 12.2%
- Syria**
932 | 4.0%
- Ethiopia**
830 | 3.5%
- Iran**
636 | 2.7%



China, Egypt, and Syria were the leading countries of nationality for **affirmative asylum** in 2014 and accounted for 50% of all persons granted affirmative asylum.

The leading countries of nationality for persons granted **defensive asylum** were China and India. Fifty percent of all defensive asylees in 2014 were nationals of these two countries.

¹ Affirmative and defensive asylum grantees

