

# The U.S. Immigration System

BY THE NUMBERS

## 2014 Immigration Benefits

The Office of Immigration Statistics (OIS) reports on several main types of immigration benefits for foreign-born persons: lawful permanent residence (LPR), refugee arrivals, grants of asylum, naturalizations, and temporary admissions of nonimmigrants. This graphic provides information for these categories for Fiscal Year 2014.

### LAWFUL PERMANENT RESIDENTS

**1,016,518**

individuals were granted lawful permanent resident (LPR) status in 2014.



Women | 44.9%    Men | 36.7%    Children | 18.4%

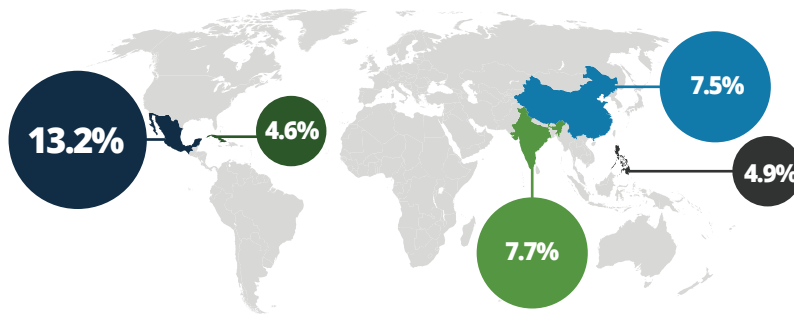
Reasons for LPR status included:



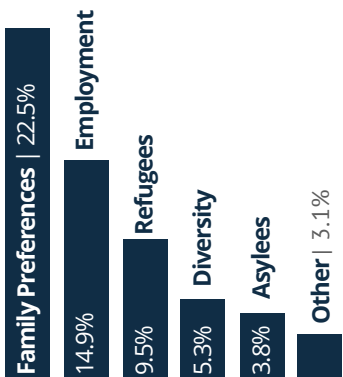
Spouses | 57.4%  
Parents | 27.9%  
Children | 14.7%

LPR grantees represented over 70 countries, including:

- Mexico | 13.2%
- India | 7.7%
- China | 7.5%
- Philippines | 4.9%
- Cuba | 4.6%



Immediate Relatives of US Citizens | 41.0%

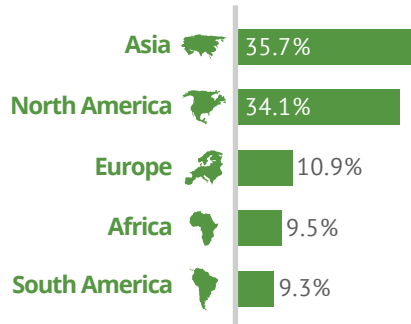


### NATURALIZATIONS

**653,416**

individuals became naturalized United States citizens in 2014.

Regions of birth included:



### REFUGEES & ASYLEES

**69,975**

individuals were admitted as refugees.

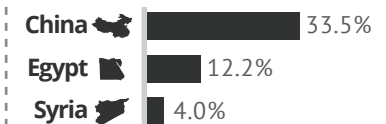
Top countries of nationality included:



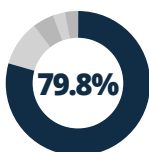
**23,533**

individuals were granted asylum.

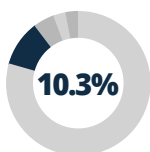
Top countries of nationality included:



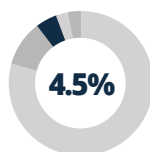
### NONIMMIGRANT ADMISSIONS (I-94 ARRIVALS)



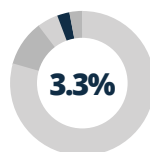
Temporary Visitors for Pleasure



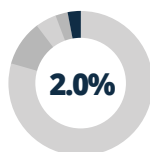
Temporary Visitors for Business



Temporary Workers & Families



Students & Exchange Visitors



Other

