

Migrant Protection Protocols Cohort Report
March 2022

Office of Immigration Statistics



**Homeland
Security**

Summary

This report describes Migrant Protection Protocols (MPP) processing and outcomes for noncitizens enrolled in MPP from December 6, 2021 – February 28, 2022. The report summarizes information on enrollee nationalities, fear claims, vaccinations, and processing outcomes (returns to Mexico or disenrollments) by month of MPP enrollment; see the appendix for detailed data tables.¹ This report will be updated regularly to include information about individuals enrolled in future months along with updated information about earlier enrollees as they move through additional stages of the MPP process.

Overview of MPP

Under MPP, certain noncitizens encountered at the Southwest Border await their removal proceedings in Mexico rather than in the United States. Noncitizens placed in MPP pass through the main steps outlined below (Figure 1).

Figure 1. MPP Process Flow



- 1) **Enrollment.** U.S. Customs and Border Protection (CBP) selects non-citizens who are subject to MPP for enrollment. To be eligible for MPP, a person arriving on land must be apprehended at the Southwest Border and hold citizenship from a non-Mexico Western Hemisphere country. Single adults and family units may be processed into MPP.
- 2) **Fear screening.** CBP affirmatively screens all enrollees for fear of return to Mexico. If an enrollee asserts a fear of return, the enrollee is provided a 24-hour consultation period to consult, by phone or video-teleconference, with a legal representative. The enrollee may waive this consultation period if they wish to be interviewed sooner. Following this period, U.S. Citizenship and Immigration Services (USCIS) asylum officers complete a non-refoulement interview (NRI) by phone. A legal representative or consultant may participate in the NRI with the enrollee.
- 3) **Disenrollment or return to Mexico.** If an enrollee is found to have a reasonable possibility of persecution or torture in Mexico (positive fear finding), or if an enrollee is found to have a particular vulnerability that make them ineligible for MPP, the individual is disenrolled from MPP. Disenrollees are referred to U.S. Immigration and Customs Enforcement (ICE) Enforcement and Removal Operations (ERO) for a custody determination. If an enrollee does not claim fear or claims fear and has a negative fear finding, and is not otherwise disenrolled due to one of the vulnerabilities articulated in policy guidance, the enrollee is returned to Mexico through a port of entry (POE). DHS

Enrollees identified as having **particular vulnerabilities**—including those associated with known mental and physical health issues, advanced age, or sexual orientation or gender identity—are not enrolled in MPP. **Unaccompanied children** are never processed into MPP. Those initially enrolled in MPP who are subsequently identified as having a particular vulnerability will be disenrolled from MPP.

¹ This report is based on Department of Homeland Security (DHS) Office of Immigration Statistics (OIS) analysis of U.S. Customs and Border Protection (CBP), U.S. Citizenship and Immigration Services (USCIS), and Countering Weapons of Mass Destruction (CWMD) data. All data are as of March 4, 2022, except for vaccination data which is of March 3, 2022.

offers a COVID-19 vaccination prior to enrollees' return to Mexico. The enrollee then waits in Mexico for their removal proceeding.

- 4) **EOIR hearings.** MPP enrollees returned to Mexico are placed on an Executive Office for Immigration Review (EOIR) docket specific to MPP. Removal proceedings typically involve multiple court appearances. If multiple hearings are required, an individual is returned to Mexico to await a subsequent hearing, and therefore will repeat the return and re-entry process multiple times until the removal proceedings are completed.
- 5) **Re-entry.** The day that an enrollee is due to appear in court, they present themselves at a designated POE where they undergo medical clearance. Proof of COVID-19 vaccination and negative COVID-test are required for re-entry into the United States.
- 6) **Continued Fear and Vulnerability Consideration.** Enrollees may claim fear of return to Mexico any time they are in the United States. If an enrollee claims fear, the individual will be given adequate time to consult with a legal representative. Enrollees who claim or develop particular vulnerabilities are also entitled to a consideration if their claims when in the United States.
- 7) **Case outcomes.** MPP enrollees may go through several iterations of re-entry into the United States, EOIR immigration court hearings, fear screenings, and return to Mexico until a final case outcome, or final determination, is reached by EOIR. A final determination will either confer relief or protection from removal in the form of asylum, withholding of removal, or deferral of removal, or an order of removal to their country of citizenship.

[MPP Enrollments and Outcomes](#)

A total of 1,569 non-citizens were enrolled in MPP December 6, 2021 – February 28, 2022, including 399 enrollments in January and 897 enrollments in February. During the same period, 893 non-citizens were returned to Mexico following initial enrollments, including 212 returns in January and 489 returns in February. Among enrollees who have re-entered for EOIR hearings, 42 additional returns occurred in January and 27 returns in February (Table 1).

Table 1.
MPP Enrollments, Disenrollments, and Returns

	December	January	February	Total
Initial MPP Enrollments	273	399	897	1,569
El Paso Sector	273	131	230	634
San Diego Sector	0	141	190	331
Rio Grande Valley Sector	0	127	460	587
Laredo Sector	0	0	17	17
Initial Enrollment: Returns to Mexico	192	212	489	893
El Paso Sector	192	80	161	433
San Diego Sector	0	112	116	228
Rio Grande Valley Sector	0	20	212	232
Laredo Sector	0	0	0	0
Post-Re-Entry: Returns to Mexico	0	42	27	69
El Paso Field Office	0	42	11	53
San Diego Field Office	0	0	13	13
Laredo Field Office	0	0	3	3
Initial Enrollment: Disenrollments	64	92	338	494
El Paso Sector	64	36	63	163
San Diego Sector	0	11	58	69
Rio Grande Valley Sector	0	45	217	262
Laredo Sector	0	0	0	0
Post Re-Entry: Disenrollments	0	54	8	62
El Paso Sector	0	54	8	62
San Diego Sector	0	0	0	0
Rio Grande Valley Sector	0	0	0	0

Notes: Table reports total MPP-related events by event date. Data include five people whose CBP enrollment records were deleted; they have been assigned to sectors and enrollment dates based on other information in their case histories. All data are current as of March 7, 2022, except disenrollments, which are current as of March 2, 2022.

Source: DHS Office of Immigration Statistics (OIS) analysis of CBP data.

Cohort Reporting Methodology

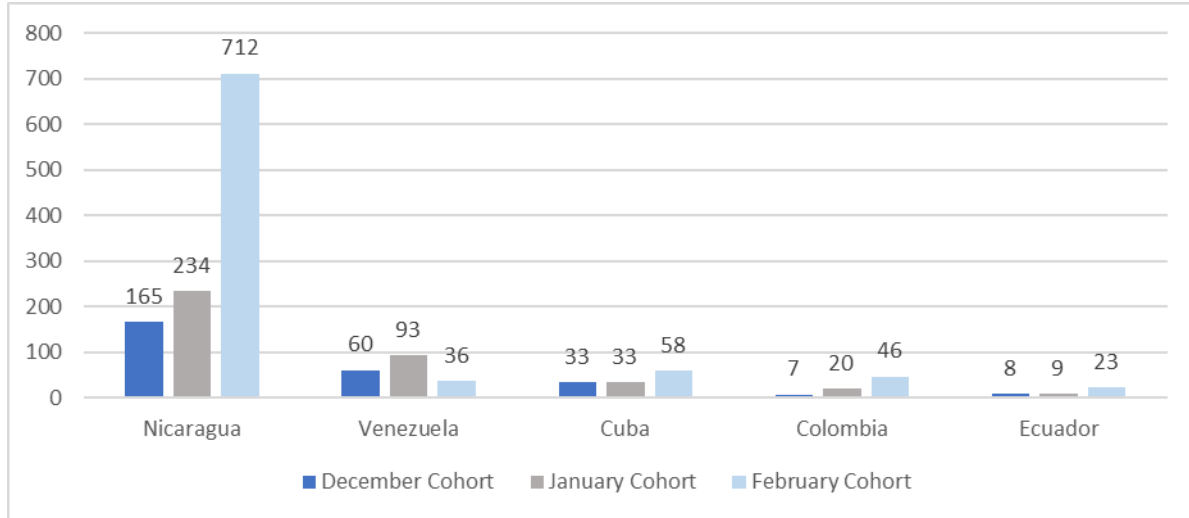
Table 1 reports on the aggregate total of all MPP events (enrollments, returns, and disenrollments) that took place in December, January, and February. The remainder of this report focuses on monthly cohort reporting by linking person-level records from U.S. Border Patrol (USBP), Office of Field Operations (OFO), USCIS, and the Countering Weapons of Mass Destruction (CWMD) Program. The December cohort consists of the 273 unique noncitizens enrolled in MPP in December 2021, the January cohort consists of the 399 noncitizens enrolled in January, and the February cohort consists of 897 noncitizens enrolled in February. This report describes the processing and outcomes for these three cohorts (and for certain subsets of these cohorts) at each stage of the MPP process (initial enrollment, fear claim, re-entry, etc.), whenever these subsequent events occur. For example, many people in the December enrollment cohort made fear claims and/or re-entered for EOIR hearings in January and February; those fear claims and re-entries are assigned to the December cohort. This style of reporting provides insight into specific program outcomes, rather than combining events for people at many different stages of the MPP process.

Initial Enrollments

A total of 1,569 noncitizens were enrolled in MPP from its inception through February 28, 2022, including 897 noncitizens who were enrolled in February. Since the start of the program, persons from Nicaragua accounted for 71 percent of those enrolled, Venezuela accounted for 12 percent, and Cuba 8 percent. In February, the month with the largest number of enrollments, Nicaragua, Cuba, and Colombia accounted for 79 percent, 6 percent, and 5 percent of initial enrollments, respectively (Figure 2).

Figure 2.

Initial Enrollments by Top 5 Countries of Citizenship



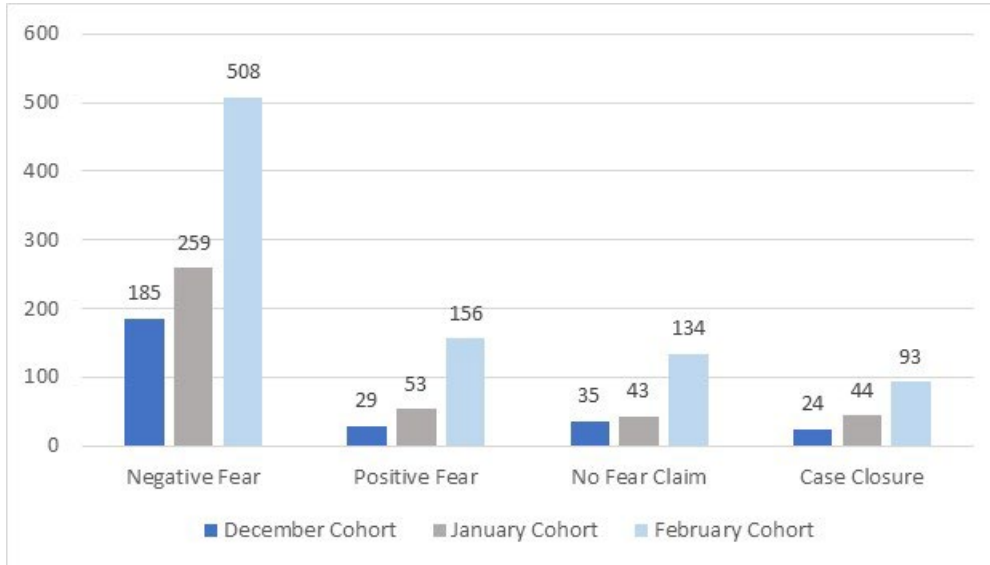
Notes: Cohorts are defined by month of enrollment; enrollments began December 6, 2021. Data are limited to events following initial enrollment based on data available as of March 4, 2022. This figure is limited to the top five countries of citizenship; comprehensive country of citizenship data are available in the appendix.

Source: OIS analysis of CBP data.

Following their initial enrollments, 87 percent of December enrollees claimed fear (238 people), 89 percent of January enrollees claimed fear (357 people), and 87 percent of February enrollees did so (763 people). About three-fourths of fear claims have resulted in negative fear decisions, including 78 percent for the December cohort, 73 percent for the January cohort, and 67 percent for the February cohort (Figure 3).

Figure 3.

Initial Enrollments: Fear Claim Results



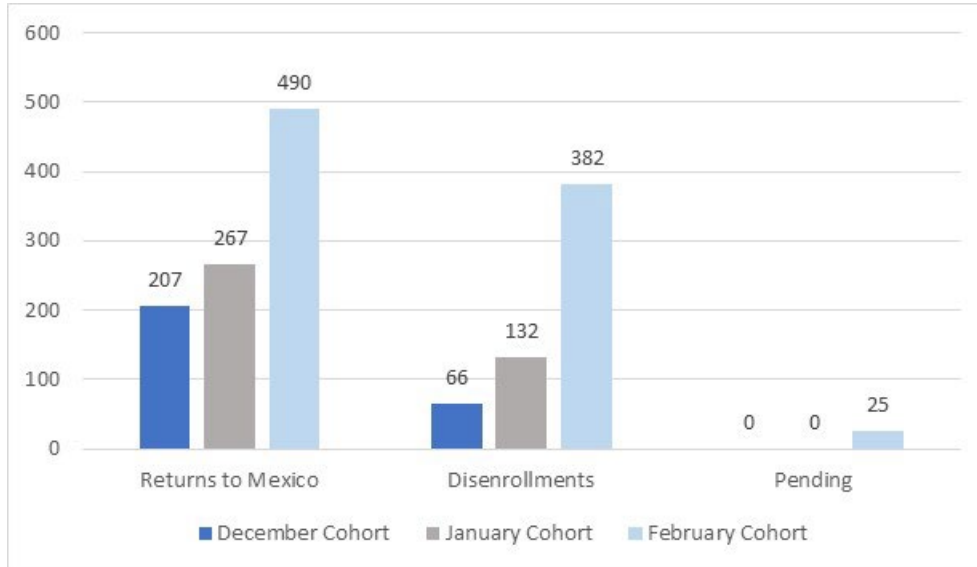
Notes: Cohorts are defined by month of enrollment; enrollments began December 6, 2021. Data are limited to events occurring following initial enrollment based on data available as of March 4, 2022.

Source: OIS analysis of USCIS data.

Over three-fourths of the December cohort (76 percent) were returned to Mexico after enrollment, with just under a quarter (24 percent) disenrolled as of March 4, 2022.² For the January cohort, 67 percent were returned to Mexico, with 33 percent disenrolled. Among the February cohort, 55 percent were returned to Mexico, 43 percent were disenrolled, and 3 percent of cases were still pending at the time of this report (Figure 4).

Figure 4.

Initial Enrollments: MPP Outcomes



Notes: Cohorts are defined by month of enrollment; enrollments began December 6, 2021. Data are limited to events occurring following initial enrollment based on data available as of March 4, 2022. Pending category includes cases with incomplete data available and cases of people who remain in custody pending disenrollment or return.

Source: OIS analysis of CBP data.

² Pending cases include cases with incomplete data available and cases of people who remain in custody pending disenrollment or return.

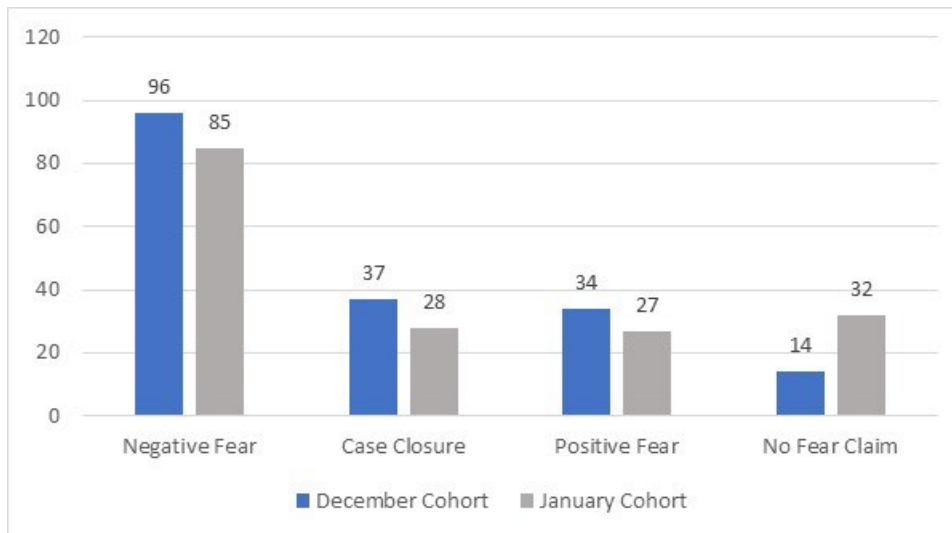
Re-Entries for EOIR Hearings

As of March 4, among December enrollees who had been returned to Mexico, 77 percent (160 people) re-entered at least once for an EOIR hearing, while 66 percent (175 people) of the January cohort had done so. It is too early to make conclusions about re-entries of February enrollees. Between the December and January cohorts, 19 percent of returnees (65 people) re-entered more than one time. The total number of re-entries for the December cohort is 215 and it is 188 for the January cohort.

After re-entry, 91 percent of December cohort re-entries claimed fear (146 people) and 82 percent of January cohort re-entries claimed fear (143 people). Among the December cohort, 27 people made more than one fear claim following re-entry, as did five people among the January cohort. Over half of fear claims following re-entry resulted in negative fear decisions, including 56 percent for the December cohort and 57 percent for the January cohort (Figure 5).

Figure 5.

Re-Entries: Fear Claim Results

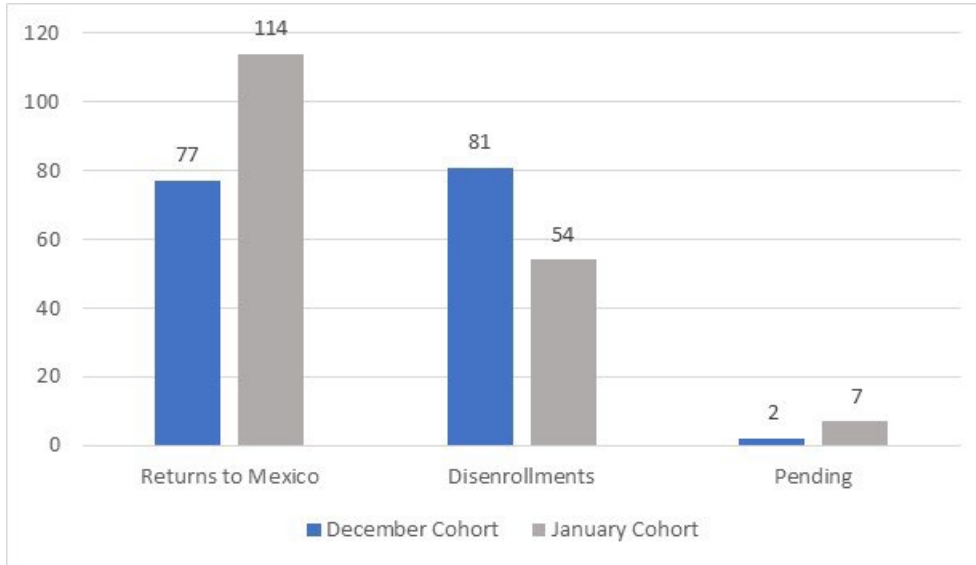


Notes: Cohorts are defined by month of enrollment; enrollments began December 6, 2021. Data are limited to events occurring following return to Mexico and subsequent re-entry to the United States based on data available as of March 4, 2022. Data include case closures for people with no interviews.

Source: OIS analysis of USCIS data.

Just under half (48 percent) of December cohort re-entries (77 people) were returned once again to Mexico, while 51 percent (81 people) were disenrolled and 2 people re-entry outcomes pending. As of March 4, 2022, about two-thirds (65 percent) of January cohort re-entries (114 people) were returned to Mexico after re-entry, while about a third (31 percent) had been disenrolled (Figure 6).

Figure 6:
Re-Entries: MPP Outcomes



Notes: Cohorts are defined by month of enrollment; enrollments began December 6, 2021. Data are limited to events occurring following return to Mexico and subsequent re-entry to the United States as of March 4, 2022.

Pending category includes cases with incomplete data available for analysis and cases of people who remain in custody pending disenrollment or return.

Source: OIS analysis of CBP data.

Appendix: Data Tables

Table A1.
Initial Enrollments by Enrollment Cohort

	December Cohort	January Cohort	February Cohort
Initial Enrollments by Sector and Citizenship	273	399	897
El Paso Sector	273	131	230
Colombia	7	1	17
Costa Rica	0	1	0
Cuba	33	32	40
Ecuador	8	9	22
Guatemala	0	0	1
Nicaragua	165	79	147
Peru	0	3	2
Venezuela	60	6	1
San Diego Sector	0	141	190
Colombia	0	19	29
Cuba	0	1	12
Dominican Republic	0	1	1
Ecuador	0	0	1
Nicaragua	0	86	124
Peru	0	5	17
Venezuela	0	29	6
Rio Grande Valley Sector	0	127	460
Nicaragua	0	69	431
Venezuela	0	58	29
Laredo Sector	0	0	17
Cuba	0	0	6
Dominican Republic	0	0	1
Nicaragua	0	0	10
Initial Enrollments by Sex	273	399	897
Female	1	3	115
Male	272	396	782
Number of Fear Claims Received	238	356	763
0 Fear claims per person	35	43	134
1 Fear claim per person	238	356	763
Fear Claim Results by Attorney or Consultant Present	238	356	763
Positive Fear Findings	29	53	156
Attorney or consultant present	4	1	5
No attorney or consultant present	25	52	151
Negative Fear Findings	185	259	508
Attorney or consultant present	7	7	5
No attorney or consultant present	178	252	503
Case Closures	24	44	93
Attorney or consultant present	0	1	0
No attorney or consultant present	24	43	93
Pending Completion	0	0	6

See notes at end of table.

Table A1 (continued)

	December Cohort	January Cohort	February Cohort
Fear Claims Received by Sector and Claim Result	238	356	763
El Paso Sector	238	129	229
Positive Fear Findings	29	27	30
Negative Fear Findings	185	90	168
Case Closures	24	12	31
Pending Completion	0	0	0
San Diego Sector	0	130	185
Positive Fear Findings	0	13	63
Negative Fear Findings	0	111	116
Case Closures	0	6	6
Pending Completion	0	0	0
Rio Grande Valley Sector	0	97	334
Positive Fear Findings	0	13	61
Negative Fear Findings	0	58	216
Case Closures	0	26	56
Pending Completion	0	0	1
Laredo Sector	0	0	15
Positive Fear Findings	0	0	2
Negative Fear Findings	0	0	8
Case Closures	0	0	0
Pending Completion	0	0	5
Vaccines Administered	189	243	375
MPP Outcomes by Fear Claim Results	273	399	897
Returns to Mexico	207	267	490
No Fear Claim	32	13	6
Positive Fear Findings	5	1	1
Negative Fear Finding	169	253	483
Case Closures	1	0	0
Disenrollments	66	132	382
No Fear Claim	3	30	128
Positive Fear Finding	24	52	153
Negative Fear Finding	16	6	8
Case Closures	23	44	93
Pending	0	0	25
No Fear Claim	0	0	0
Positive Fear Finding	0	0	2
Negative Fear Finding	0	0	17
Case Closures	0	0	0
Pending Completion	0	0	6
MPP Outcomes by Sector	273	399	897
El Paso Sector	273	131	230
Disenrollments	66	39	64
Returns	207	92	164
Pending	0	0	2
San Diego Sector	0	141	190
Disenrollments	0	23	70
Returns	0	118	118
Pending	0	0	2
Rio Grande Valley Sector	0	127	460
Disenrollments	0	70	244
Returns	0	57	206
Pending	0	0	10
Laredo Sector	0	0	17
Disenrollments	0	0	6
Returns	0	0	2
Pending	0	0	9

Notes: Columns report MPP events by initial enrollment date (i.e., cohort reporting). December enrollments began Dec. 6, 2021. Data in this table are limited to events occurring following initial enrollment based on data available

as of March 4, 2022. Vaccination data is as of March 3, 2022. People with multiple fear claims are counted multiple times in tables summarizing fear claims received. Data include five people whose CBP enrollment records were deleted; they have been assigned to sectors and enrollment dates based on other information in their case histories. Outcome pending category includes cases with incomplete outcome data and cases of people who remain in custody pending disenrollment or return.

Source: OIS analysis of CBP, USCIS, and CWMD data.

Table A2.
Re-entries for EOIR Hearings by Enrollment Cohort

	December Cohort	January Cohort	February Cohort
Re-Entries by Sector and Citizenship	160	175	6
El Paso Sector	160	57	0
Colombia	2	0	0
Cuba	19	18	0
Ecuador	3	2	0
Nicaragua	103	32	0
Venezuela	33	5	0
San Diego Sector	0	78	3
Colombia	0	12	0
Cuba	0	1	1
Dominican Republic	0	1	0
Nicaragua	0	51	2
Venezuela	0	13	0
Rio Grande Valley Sector	0	40	3
Nicaragua	0	28	3
Venezuela	0	12	0
Re-Entries by Sex	160	175	6
Female	0	2	0
Male	160	173	6
Number of Re-entries	215	188	6
1 Re-entry Event per person	106	164	6
2 Re-entry Events per person	53	9	0
3 Re-entry Events per person	1	2	0
Number of Fear Claims Received	174	148	3
0 Fear claims per person	14	32	3
1 Fear claim per person	119	138	3
2 Fear claims per person	26	5	0
3 Fear claims per person	1	0	0
Fear Claim Results by Attorney or Consultant Present	174	148	3
Positive Fear Findings	34	27	1
Attorney or consultant present	3	6	0
No attorney or consultant present	31	21	1
Negative Fear Findings	96	85	1
Attorney or consultant present	5	6	0
No attorney or consultant present	91	79	1
Case Closures	37	28	1
Attorney or consultant present	1	0	0
No attorney or consultant present	36	28	1
Pending	7	8	0

See notes at end of table.

Table A2 (continued)

	December Cohort	January Cohort	February Cohort
Fear Claims Received by Sector and Claim Results	174	148	3
El Paso Sector	174	52	0
Positive Fear Findings	34	8	0
Negative Fear Findings	96	22	0
Case Closures	37	18	0
Pending	7	4	0
San Diego Sector	0	68	3
Positive Fear Findings	0	16	1
Negative Fear Findings	0	49	1
Case Closures	0	3	1
Pending	0	0	0
Rio Grande Valley Sector	0	28	0
Positive Fear Findings	0	3	0
Negative Fear Findings	0	14	0
Case Closures	0	7	0
Pending	0	4	0
Vaccines Administered	129	162	6
MPP Outcomes by Fear Claim Results	160	175	6
Returns to Mexico	77	114	3
No Fear Claim	11	31	2
Positive Fear Findings	0	2	0
Negative Fear Finding	65	78	1
Case Closures	1	3	0
Disenrollments	81	54	3
No Fear Claim	3	1	1
Positive Fear Finding	34	25	1
Negative Fear Finding	8	3	0
Case Closures	36	25	1
Pending	2	7	0
No Fear Claim	0	0	0
Positive Fear Finding	0	0	0
Negative Fear Finding	0	0	0
Case Closures	0	0	0
Pending Completion	2	7	0
MPP Outcomes by Sector	160	175	6
El Paso Sector	160	57	0
Disenrollments	81	27	0
Returns	77	27	0
Pending	2	3	0
San Diego Sector	0	78	3
Disenrollments	0	21	2
Returns	0	57	1
Pending	0	0	0
Rio Grande Valley Sector	0	40	3
Disenrollments	0	6	1
Returns	0	30	2
Pending	0	4	0

Notes: Columns report MPP events by initial enrollment date (i.e., cohort reporting). December enrollments began Dec. 6, 2021. People with multiple fear claims are counted multiple times. People with multiple re-entry outcomes (e.g., as a result of a rescheduled or second EOIR hearing) are reported multiple times in tables summarizing fear claims received. Outcome pending category includes cases with incomplete outcome data and cases of people who remain in custody pending disenrollment or return.

Source: OIS analysis of CBP, USCIS, and CWMD data.